EGANT

High performance site components



Introduction

Egant AB is one of the leading suppliers of products for Cellular infrastructure.

Specialised in products that makes it possible to share antenna systems, combining signals and designing cost effective mobile networks.

Egant AB works close together with its customers to make solutions and projects optimized for today's demands.
Giving you products that is always in the latest design and highest technology.

Our design centre in Stockholm Sweden is always happy for new challenges and welcomes all new projects and design ideas.

More information can be found at: www.egant.se

EGANT AB
Box 945
114 79 Stockholm
Sweden
Tel: +46 (0)8 6200 650
Email: info@egant.se
Website: www.egant.se

Attenuators

www.egant.se

Frequency range	Description	Connector	Ordering number
Attenuators			
DC-3GHz	Attenuator 3dB, 5W	N(m)-N(f)	EG 607 0104
DC-3GHz	Attenuator 6dB. 5W	N(m)-N(f)	EG 607 0105
DC-3GHz	Attenuator 10dB, 5W	N(m)-N(f)	EG 607 0087
DC-3GHz	Attenuator 20dB, 5W	N(m)-N(f)	EG 607 0096
376-2170MHz	Attenuator 5dB, 30W	N(m)-N(f)	EG 607 0029
376-2170MHz	Attenuator 10dB, 30W	N(m)-N(f)	EG 607 0013
376-2170MHz	Attenuator 15dB, 30W	N(m)-N(f)	EG 607 0030
376-2170MHz	Attenuator 20dB, 30W	N(m)-N(f)	EG 607 0014
376-2170MHz	Attenuator 5dB, 30W	7/16(m)-7/16(f)	EG 607 0025
376-2170MHz	Attenuator 10dB, 30W	7/16(m)-7/16(f)	EG 607 0026
376-2170MHz	Attenuator 15dB, 30W	7/16(m)-7/16(f)	EG 607 0027
376-2170MHz	Attenuator 20dB, 30W	7/16(m)-7/16(f)	EG 607 0028
376-2170MHz	Attenuator 30dB, 30W	7/16(m)-7/16(f)	EG 607 0020
376-2170MHz	Attenuator 5dB, 60W	N(m)-N(f)	EG 607 0009
376-2170MHz	Attenuator 10dB, 60W	N(m)-N(f)	EG 607 0010
376-2170MHz	Attenuator 30dB, 60W	N(m)-N(f)	EG 607 0011
376-2170MHz	Attenuator 20dB, 100W	7/16(m)-7/16(f)	EG 607 0106
376-2700MHz	Attenuator 5dB, 60W	N(m)-N(f)	EG 607 0040
376-2700MHz	Attenuator 10dB, 60W	N(m)-N(f)	EG 607 0041
376-2700MHz	Attenuator 20dB, 60W	N(m)-N(f)	EG 607 0042
376-2700MHz	Attenuator 30dB, 60W	N(m)-N(f)	EG 607 0043
376-2700MHz	Attenuator 5dB, 60W	7/16(m)-7/16(f)	EG 607 0036
376-2700MHz	Attenuator 10dB, 60W	7/16(m)-7/16(f)	EG 607 0037
376-2700MHz	Attenuator 20dB, 60W	7/16(m)-7/16(f)	EG 607 0038
376-2700MHz	Attenuator 30dB, 60W	7/16(m)-7/16(f)	EG 607 0039
880-2170MHz	Attenuator 5dB, 60W	7/16(m)-7/16(f)	EG 607 0003
880-2170MHz	Attenuator 10dB, 60W	7/16(m)-7/16(f)	EG 607 0004
880-2170MHz	Attenuator 15dB, 60W	7/16(m)-7/16(f)	EG 607 0005
880-2170MHz	Attenuator 20dB, 60W	7/16(m)-7/16(f)	EG 607 0012
880-2170MHz	Attenuator 30dB, 60W	7/16(m)-7/16(f)	EG 607 0016

Attenuators DC - 3.0GHz
N(m) - N(f), 5W

Highly versatile implementation

The attenuators are electrically and mechanically designed to be used for indoor and outdoor applications. Their broad bandwidth range makes it possible to use them in almost all types of cellular systems.

Technical Specifications for Attenuators

Below are some typical data. For more detailed information, please contact us.

Electrical Specifications				
Product number:	EG 607 0104	EG 607 0105	EG 607 0087	EG 607 0096
Frequency band:	DC - 3.0GHz	DC - 3.0GHz	DC - 3.0GHz	DC - 3.0GHz
Attenuation:	**3 dB**	**6 dB**	**10 dB**	**20 dB**
Input return loss:	> 18 dB	> 20 dB	> 20 dB	> 20 dB
Max input power:	5 W	5 W	5 W	5 W
Environmental Specifications				
Temp. range (normal operation):	-40 to +70º C	-40 to +70º C	-40 to +70º C	-40 to +70º C
Humidity:	Relative 5 - 100%	Relative 5 - 100%	Relative 5 - 100%	Relative 5 - 100%
Sealing:	IP65	IP65	IP65	IP65
Mechanical Specifications				
Dimensions (W x H x D):	70 x 20 x 20 mm	70 x 20 x 20 mm	70 x 20 x 20 mm	70 x 20 x 20 mm
Connectors:	N(m) - N(f)	N(m) - N(f)	N(m) - N(f)	N(m) - N(f)

Egant reserves the right to change this product specification at any time without notice.

Egant AB
Box 945
SE-114 79 Stockholm
Sweden
Phone: +46 (0)8 620 06 50
E-mail: info@egant.se
www.egant.se

Attenuators

Highly versatile implementation

The attenuators are electrically and mechanically designed to be used for indoor and outdoor applications. Their broad bandwidth range makes it possible to use them in almost all types of cellular systems.

Technical Specifications for Attenuators

Below are some typical data. For more detailed information, please contact us.

Electrical Specifications				
Product number:	EG 607 0003	EG 607 0004	EG 607 0005	EG 607 0012
Frequency band:	880 - 2170 MHz	880 - 2170 MHz	880 - 2170 MHz	880 - 2170 MHz
Attenuation:	**5 dB**	**10 dB**	**15 dB**	**20 dB**
Input return loss:	> 20 dB	> 20 dB	> 20 dB	> 20 dB
Max input power:	60 W	60 W	60 W	60 W
Connectors:	7/16 (f) - (m)	7/16 (f) - (m)	7/16 (f) - (m)	7/16 (f) - (m)

Electrical Specifications				
Product number:	EG 607 0009	EG 607 0010	EG 607 0011	EG 607 0020
Frequency band:	376 - 2170 MHz	376 - 2170 MHz	376 - 2170 MHz	376 - 2170 MHz
Attenuation:	**10 dB**	**20 dB**	**30 dB**	**30 dB**
Input return loss:	> 20 dB	> 20 dB	> 20 dB	> 20 dB
Max input power:	60 W	60 W	60 W	30 W
Connectors:	N (f) - (m)	N (f) - (m)	N (f) - (m)	7/16 (f) - (m)

Electrical Specifications				
Product number:	EG 607 0025	EG 607 0026	EG 607 0027	EG 607 0028
Frequency band:	376 - 2170 MHz	376 - 2170 MHz	376 - 2170 MHz	376 - 2170 MHz
Attenuation:	**5 dB**	**10 dB**	**15 dB**	**20 dB**
Input return loss:	> 20 dB	> 20 dB	> 20 dB	> 20 dB
Max input power:	30 W	30 W	30 W	30 W
Connectors:	7/16 (f) - (m)	7/16 (f) - (m)	7/16 (f) - (m)	7/16 (f) - (m)

Electrical Specifications				
Product number:	EG 607 0029	EG 607 0013	EG 607 0030	EG 607 0014
Frequency band:	376 - 2170 MHz	376 - 2170 MHz	376 - 2170 MHz	376 - 2170 MHz
Attenuation:	**5 dB**	**10 dB**	**15 dB**	**20 dB**
Input return loss:	> 20 dB	> 20 dB	> 20 dB	> 20 dB
Max input power:	30 W	30W	30 W	30 W
Connectors:	N (f) - (m)	N (f) - (m)	N (f) - (m)	N (f) - (m)

Environmental Specifications				
Temp. range (normal operation):	-55 to +125º C	-55 to +125º C	-55 to +125º C	-55 to +125º C
Humidity:	Relative 5 - 100%	Relative 5 - 100%	Relative 5 - 100%	Relative 5 - 100%
Sealing:	IP65	IP65	IP65	IP65

Egant reserves the right to change this product specification at any time without notice.

Egant AB
Box 945
SE-114 79 Stockholm
Sweden
Phone: +46 (0)8 620 06 50
E-mail: info@egant.se
www.egant.se

Attenuators

Highly versatile implementation

The attenuators are electrically and mechanically designed to be used for indoor and outdoor applications. Their broad bandwidth range makes it possible to use them in almost all types of cellular systems.

Technical Specifications for Attenuators

Below are some typical data. For more detailed information, please contact us.

Electrical Specifications				
Product number:	EG 607 0036	EG 607 0037	EG 607 0038	EG 607 0039
Frequency band:	376 - 2700 MHz	376 - 2700 MHz	376 - 2700 MHz	376 - 2700 MHz
Attenuation:	**5 dB**	**10 dB**	**20 dB**	**30 dB**
Input return loss:	> 18 dB, typ 25dB	> 18 dB, typ 25dB	> 18 dB, typ 25dB	> 18 dB, typ 25dB
Max input power:	60 W	60 W	60 W	60 W
Connectors:	7/16 (f) - (m)	7/16 (f) - (m)	7/16 (f) - (m)	7/16 (f) - (m)

Electrical Specifications				
Product number:	EG 607 0040	EG 607 0041	EG 607 0042	EG 607 0043
Frequency band:	376 - 2700 MHz	376 - 2700 MHz	376 - 2700 MHz	376 - 2700 MHz
Attenuation:	**5 dB**	**10 dB**	**20 dB**	**30 dB**
Input return loss:	> 18 dB, typ 25dB	> 18 dB, typ 25dB	> 18 dB, typ 25dB	> 18 dB, typ 25dB
Max input power:	60 W	60 W	60 W	60 W
Connectors:	N (f) - (m)	N (f) - (m)	N (f) - (m)	N (f) - (m)

Electrical Specifications	
Product number:	EG 607 0099
Frequency band:	376 - 2700 MHz
Attenuation:	**10 dB**
Input return loss:	> 18 dB, typ 25dB
Max input power:	60 W
Connector	7/16 (m) - N (f)

Environmental Specifications				
Temp. range (normal operation):	-40 to +55º C	-40 to +55º C	-40 to +55º C	-40 to +55º C
Humidity:	Relative 5 - 100%	Relative 5 - 100%	Relative 5 - 100%	Relative 5 - 100%
Sealing:	IP65	IP65	IP65	IP65

Egant reserves the right to change this product specification at any time without notice.

Egant AB
Box 945
SE-114 79 Stockholm
Sweden
Phone: +46 (0)8 620 06 50
E-mail: info@egant.se
www.egant.se

Attenuators PIM Free

www.egant.se

Frequency range	Description	Connector	Ordering number
Attenuators			
380-395MHz	Attenuator, 10dB, 60W	7/16(f)-SMA(f)	EG 607 0157
698-2700MHz	Attenuator, 5dB, 100W	7/16(f)-7/16(f)	EG 607 0161
698-2700MHz	Attenuator, 10dB, 100W	7/16(f)-7/16(f)	EG 607 0162
698-2700MHz	Attenuator, 15dB, 100W	7/16(f)-7/16(f)	EG 607 0163
698-2700MHz	Attenuator, 20dB, 100W	7/16(f)-7/16(f)	EG 607 0164
698-2700MHz	Attenuator, 5dB, 100W	N(f)-N(f)	EG 607 0165
698-2700MHz	Attenuator, 10dB, 100W	N(f)-N(f)	EG 607 0166
698-2700MHz	Attenuator, 15dB, 100W	N(f)-N(f)	EG 607 0167
698-2700MHz	Attenuator, 20dB, 100W	N(f)-N(f)	EG 607 0168
791-862MHz	Attenuator 800, 20dB , 60W	7/16(f)-7/16(f)	EG 607 0174
876-925MHz	Attenuator, 15dB, 60W	7/16(f)-SMA(f)	EG 607 0179
890-960MHz	Attenuator, 10dB, 60W	7/16(f)-SMA(f)	EG 607 0159
880-960MHz	Attenuator 900, 20dB , 60W	7/16(f)-7/16(f)	EG 607 0175
1710-1880MHz	Attenuator 1800, 20dB , 60W	7/16(f)-7/16(f)	EG 607 0176
1920-2170MHz	Attenuator 2100, 20dB , 60W	7/16(f)-7/16(f)	EG 607 0177
2500-2690MHz	Attenuator 2600, 20dB , 60W	7/16(f)-7/16(f)	EG 607 0178

10dB, 15dB Attenuators
380- 395, 876-925, 890-960MHz
60W PIM

Highly versatile implementation

The attenuators are electrically and mechanically designed to be used for indoor and outdoor applications. Their broad bandwidth range makes it possible to use them in almost all types of cellular systems.

Technical Specifications for Attenuators

Below are some typical data. For more detailed information, please contact us.

Electrical Specifications				
Product number:	EG 607 0157	EG 607 0158	EG 607 0159	EG 607 0179
Frequency band:	380 - 395 MHz	876 - 925 MHz	890 - 960 MHz	876 - 925 MHz
Attenuation:	**-10 dB, +/- 1.2dB**	**-10 dB, +/- 1.2dB**	**-10 dB,+/- 1.2dB**	**-15 dB,+/- 1.2dB**
Input return loss:	> 23 dB, typ 25dB	> 23 dB, typ 25dB	> 23 dB, typ 25dB	> 23 dB, typ 25dB
3rd order intermodulation: IM3, 2 x 43dDm	< -110dBm, 153dBc	< -110dBm, 153dBc	< -110dBm, 153dBc	< -110dBm, 153dBc
Max input power:	60 W	60 W	60 W	60 W
Connectors:	7/16 (f) - sma (f)	7/16 (f) - sma (f)	7/16 (f) - sma (f)	7/16 (f) - sma (f)
Environmental Specifications				
Temp. range (normal operation):	-20 to +55º C	-20 to +55º C	-20 to +55º C	-20 to +55º C
Humidity:	Relative 5 - 100%	Relative 5 - 100%	Relative 5 - 100%	Relative 5 - 100%
Sealing:	IP 65	IP 65	IP 65	IP 65

Egant reserves the right to change this product specification at any time without notice.

Egant AB
Box 945
SE-114 79 Stockholm
Sweden
Phone: +46 (0)8 620 06 50
E-mail: info@egant.se
www.egant.se

Attenuators 698-2700MHz
5dB, 10dB, 15dB, 20dB

Highly versatile implementation

The attenuators are electrically and mechanically designed to be used for indoor and outdoor applications. Their broad bandwidth range makes it possible to use them in almost all types of cellular systems.

Technical Specifications for Attenuators

Below are some typical data. For more detailed information, please contact us.

Electrical Specifications				
Product number:	EG 607 0161	EG 607 0162	EG 607 0163	EG 607 0164
Frequency band:	698 - 2700 MHz	698 - 2700 MHz	698 - 2700 MHz	698 - 2700 MHz
Attenuation:	**5 dB, +/- 1.2dB**	**10 dB,+/- 1.2dB**	**15 dB, +/- 1.2dB**	**20 dB, +/- 1.2dB**
Input return loss:	> 18 dB, typ 25dB	> 18 dB, typ 25dB	> 18 dB, typ 25dB	> 18 dB, typ 25dB
3rd order intermodulation: IM3, 2 x 43dDm	< -110dBm, 153dBc	<-110dBm,153dBc	<110dBm,153dBc	<110dBm, 153dBc
Max input power:	100 W	100 W	100 W	100 W
Connectors:	7/16 (f) - 7/16 (f)	7/16 (f) - 7/16 (f)	7/16 (f) - 7/16 (f)	7/16 (f) - 7/16 (f)
Environmental Specifications				
Temp. range (normal operation):	-40 to +55º C	-40 to +55º C	-40 to +55º C	-40 to +55º C
Humidity:	Relative 5 - 100%	Relative 5 - 100%	Relative 5 - 100%	Relative 5 - 100%
Sealing:	IP65	IP65	IP65	IP65
Electrical Specifications				
Product number:	EG 607 0165	EG 607 0166	EG 607 0167	EG 607 0168
Frequency band:	698 - 2700 MHz	698 - 2700 MHz	698 - 2700 MHz	698 - 2700 MHz
Attenuation:	**5 dB, +/- 1.2dB**	**10 dB, +/- 1.2dB**	**15 dB, +/- 1.2dB**	**20 dB, +/- 1.2dB**
Input return loss:	> 18 dB, typ 25dB	> 18 dB, typ 25dB	> 18 dB, typ 25dB	> 18 dB, typ 25dB
3rd order intermodulation: IM3, 2 x 43dDm	< -110dBm, 153dBc	<-110dBm,153dBc	<110dBm,153dBc	<110dBm,153dBc
Max input power:	100 W	100 W	100 W	100 W
Connectors:	N (f) - N (f)	N (f) - N (f)	N (f) - N (f)	N (f) - N (f)
Environmental Specifications				
Temp. range (normal operation):	-40 to +55º C	-40 to +55º C	-40 to +55º C	-40 to +55º C
Humidity:	Relative 5 - 100%	Relative 5 - 100%	Relative 5 - 100%	Relative 5 - 100%
Sealing:	IP65	IP65	IP65	IP65

Egant reserves the right to change this product specification at any time without notice.

Egant AB
Box 945
SE-114 79 Stockholm
Sweden
Phone: +46 (0)8 620 06 50
E-mail: info@egant.se
www.egant.se

-10dB, -20dB Attenuators, 10W - 60W LTE800, GSM900, GSM1800, UMTS2100, LTE2600

Highly versatile implementation

The attenuators are electrically and mechanically designed to be used for indoor and outdoor applications. Their broad bandwidth range makes it possible to use them in almost all types of cellular systems.

Technical Specifications for Attenuators

Below are some typical data. For more detailed information, please contact us.

Electrical Specifications				
Product number:	EG 607 0174	EG 607 0175	EG 607 0176	EG 607 0177
Frequency band:	791 -862 MHz	890 - 960 MHz	1710 - 1880 MHz	1920 - 2170 MHz
Attenuation:	**-20 dB, +/- 1.2dB**	**-20 dB,+/- 1.2dB**	**-20 dB, +/- 1.2dB**	**-20 dB, +/- 1.2dB**
Input return loss:	> 23 dB, typ 25dB	> 23 dB, typ 25dB	> 23 dB, typ 25dB	> 23 dB, typ 25dB
3rd order intermodulation: IM3, 2 x 43dDm	< -110dBm, 153dBc	<-110dBm,153dBc	<110dBm,153dBc	<110dBm, 153dBc
Max input power:	60 W	60 W	60 W	60 W
Connectors:	7/16 (f) - 7/16 (f)	7/16 (f) - 7/16 (f)	7/16 (f) - 7/16 (f)	7/16 (f) - 7/16 (f)
Environmental Specifications				
Temp. range (normal operation):	-40 to +55º C	-40 to +55º C	-40 to +55º C	-40 to +55º C
Humidity:	Relative 5 - 100%	Relative 5 - 100%	Relative 5 - 100%	Relative 5 - 100%
Sealing:	IP 65	IP 65	IP 65	IP 65
Electrical Specifications				
Product number:	EG 607 0178	EG 607 0180		
Frequency band:	2500 - 2690 MHz	1920 - 2170 MHz		
Attenuation:	**-20dB, +/- 1.2dB**	**-10dB, +/- 1.2dB**		
Input return loss:	> 23 dB, typ 25dB	> 20 dB, typ 25dB		
3rd order intermodulation: IM3, 2 x 43dDm	< -110dBm, 153dBc	< -110dBm, 153dBc		
Max input power:	60 W	60 W		
Connectors:	7/16 (f) - 7/16 (f)	7/16 (f) - 7/16 (f)		
Environmental Specifications				
Temp. range (normal operation):	-40 to +55º C	0 to +55º C		
Humidity:	Relative 5 - 100%	Relative 5 - 100%		
Sealing:	IP 65	Indoor		

Egant reserves the right to change this product specification at any time without notice.

Egant AB
Box 945
SE-114 79 Stockholm
Sweden
Phone: +46 (0)8 620 06 50
E-mail: info@egant.se
www.egant.se

Terminations

www.egant.se

Frequency range	Description	Connector	Ordering number
Terminations			
DC-2500MHz	Termination 1 W	N(m)	EG 500 0111
DC-2500MHz	Termination 5 W	N(m)	EG 500 1115
DC-2500MHz	Termination 10 W	N(m)	EG 500 1113
DC-2500MHz	Termination 20 W	N(m)	EG 100 9022
DC-2500MHz	Termination 30 W	N(m)	EG 607 0031
DC-2500MHz	Termination 50 W	N(m)	EG 100 9052
DC-2500MHz	Termination 60 W	N(m)	EG 100 9062
DC-2500MHz	Termination 100 W	N(m)	EG 607 0033
DC-2500MHz	Termination 1 W	N(f)	EG 607 0049
DC-2500MHz	Termination 5 W	N(f)	EG 500 1116
DC-2500MHz	Termination 10 W	N(f)	EG 500 1114
DC-2500MHz	Termination 20 W	N(f)	EG 100 9023
DC-2500MHz	Termination 30 W	N(f)	EG 100 9033
DC-2500MHz	Termination 50 W	N(f)	EG 100 9053
DC-2500MHz	Termination 60 W	N(f)	EG 100 9063
DC-2500MHz	Termination 100 W	N(f)	EG 607 0050
DC-2500MHz	Termination 1 W	7/16(m)	EG 500 0176
DC-2500MHz	Termination 5 W	7/16(m)	EG 500 0185
DC-2500MHz	Termination 10 W	7/16(m)	EG 607 0048
DC-2500MHz	Termination 20 W	7/16(m)	EG 100 9020
DC-2500MHz	Termination 30 W	7/16(m)	EG 100 9030
DC-2500MHz	Termination 50 W	7/16(m)	EG 100 9050
DC-2500MHz	Termination 60 W	7/16(m)	EG 100 9060
DC-2500MHz	Termination 100 W	7/16(m)	EG 607 0032
DC-2500MHz	Termination 1 W	7/16(f)	EG 607 0051
DC-2500MHz	Termination 5 W	7/16(f)	EG 500 0186
DC-2500MHz	Termination 10 W	7/16(f)	EG 607 0052
DC-2500MHz	Termination 20 W	7/16(f)	EG 100 9021
DC-2500MHz	Termination 30 W	7/16(f)	EG 100 9031
DC-2500MHz	Termination 50 W	7/16(f)	EG 100 9051
DC-2500MHz	Termination 60 W	7/16(f)	EG 100 9061
DC-2500MHz	Termination 100 W	7/16(f)	EG 607 0053

Terminations

www.egant.se

Frequency range	Description	Connector	Ordering number
Terminations			
DC-2700MHz	Termination 1 W	N(m)	EG 607 0055
DC-2700MHz	Termination 5 W	N(m)	EG 607 0056
DC-2700MHz	Termination 10 W	N(m)	EG 607 0057
DC-2700MHz	Termination 20 W	N(m)	EG 607 0058
DC-2700MHz	Termination 30 W	N(m)	EG 607 0059
DC-2700MHz	Termiation 50 W	N(m)	EG 607 0075
DC-2700MHz	Termiation 60 W	N(m)	EG 607 0076
DC-2700MHz	Termiation 100 W	N(m)	EG 607 0077
DC-2700MHz	Termination 1 W	N(f)	EG 607 0060
DC-2700MHz	Termination 5 W	N(f)	EG 607 0061
DC-2700MHz	Termination 10 W	N(f)	EG 607 0062
DC-2700MHz	Termination 20 W	N(f)	EG 607 0063
DC-2700MHz	Termination 30 W	N(f)	EG 607 0064
DC-2700MHz	Termination 50 W	N(f)	EG 607 0078
DC-2700MHz	Termination 60 W	N(f)	EG 607 0079
DC-2700MHz	Termination 100 W	N(f)	EG 607 0080
DC-2700MHz	Termination 1 W	7/16(m)	EG 607 0065
DC-2700MHz	Termination 5 W	7/16(m)	EG 607 0066
DC-2700MHz	Termination 10 W	7/16(m)	EG 607 0067
DC-2700MHz	Termination 20 W	7/16(m)	EG 607 0068
DC-2700MHz	Termination 30 W	7/16(m)	EG 607 0069
DC-2700MHz	Termination 50 W	7/16(m)	EG 607 0081
DC-2700MHz	Termination 60 W	7/16(m)	EG 607 0082
DC-2700MHz	Termination 100 W	7/16(m)	EG 607 0083
DC-2700MHz	Termination 1 W	7/16(f)	EG 607 0070
DC-2700MHz	Termination 5 W	7/16(f)	EG 607 0071
DC-2700MHz	Termination 10 W	7/16(f)	EG 607 0072
DC-2700MHz	Termination 20 W	7/16(f)	EG 607 0073
DC-2700MHz	Termination 30 W	7/16(f)	EG 607 0074
DC-2700MHz	Termination 50 W	7/16(f)	EG 607 0084
DC-2700MHz	Termination 60 W	7/16(f)	EG 607 0085
DC-2700MHz	Termination 100 W	7/16(f)	EG 607 0086

Terminations
DC - 2500 MHz



High performance load

In order to get maximum performance from our products, use the Egant high performance loads when terminating ports.

They are available with standard connectors, such as 7/16 male or female, N male or female.

Broadband, DC - 2500 MHz

The terminations are electrically and mechanically designed to be used for indoor and outdoor applications. Their broad bandwidth range makes it possible to use them in almost all types of cellular systems.

Technical Specifications for Terminations 1 W - 100 W

Below are some typical data. For more detailed information, please contact us.

Electrical Specifications

Frequency band:	DC - 2500 MHz
Input return loss:	25 dB
Impedance in/out:	50 Ohm

Environmental Specifications

Temp. range (normal operation):	-55 to +125º C
Humidity:	Relative 5 - 100%
Sealing:	IP65

N(m)	**Product number:**	**Dimensions:**	**Weight:**
1 W	EG 500 0111	20 x 52 x 20 mm	0.1 Kg
5 W	EG 500 1115	24 x 38 x 24 mm	0.1 Kg
10 W	EG 500 1113	24 x 40 x 24 mm	0.1 Kg
20 W	EG 100 9022	38 x 80 x 38 mm	0.3 Kg
30 W	EG 607 0031	38 x 80 x 38 mm	0.3 Kg
50 W	EG 100 9052	140 x 70 x 40 mm	0.8 Kg
60 W	EG 100 9062	140 x 70 x 40 mm	0.8 Kg
100 W	EG 607 0033	140 x 70 x 40 mm	0.8 Kg
N(f)	**Product number:**	**Dimensions:**	**Weight:**
1 W	EG 607 0049	24 x 38 x 24 mm	0.1 Kg
5 W	EG 500 1116	24 x 38 x 24 mm	0.1 Kg
10 W	EG 500 1114	24 x 40 x 24 mm	0.1 Kg
20 W	EG 100 9023	38 x 80 x 38 mm	0.3 Kg
30 W	EG 100 9033	38 x 80 x 38 mm	0.3 Kg
50 W	EG 100 9053	140 x 70 x 40 mm	0.8 Kg
60 W	EG 100 9063	140 x 70 x 40 mm	0.8 Kg
100 W	EG 607 0050	140 x 70 x 40 mm	0.8 Kg
7/16(m)	**Product number:**	**Dimensions:**	**Weight:**
1 W	EG 500 0176	33 x 40 x 33 mm	0.1 Kg
5 W	EG 500 0185	33 x 47 x 33 mm	0.2 Kg
10 W	EG 607 0048	33 x 50 x 33 mm	0.2 Kg
20 W	EG 100 9020	38 x 80 x 38 mm	0.3 Kg
30 W	EG 100 9030	38 x 80 x 38 mm	0.3 Kg
50 W	EG 100 9050	140 x 70 x 40 mm	0.8 Kg
60 W	EG 100 9060	140 x 70 x 40 mm	0.8 Kg
100 W	EG 607 0032	140 x 70 x 40 mm	0.8 Kg
7/16(f)	**Product number:**	**Dimensions:**	**Weight:**
1 W	EG 607 0051	33 x 40 x 33 mm	0.2 Kg
5 W	EG 500 0186	33 x 47 x 33 mm	0.2 Kg
10 W	EG 607 0052	33 x 50 x 33 mm	0.2 Kg
20 W	EG 100 9021	38 x 80 x 38 mm	0.3 Kg
30 W	EG 100 9031	38 x 80 x 38 mm	0.3 Kg
50 W	EG 100 9051	140 x 70 x 40 mm	0.8 Kg
60 W	EG 100 9061	140 x 70 x 40 mm	0.8 Kg
100 W	EG 607 0053	140 x 70 x 40 mm	0.8 Kg

Egant reserves the right to change this product specification at any time without notice.

Egant AB
Box 945
SE-114 79 Stockholm
Sweden
Phone:+46 (0)8 620 06 50
E-mail: info@egant.se
www.egant.se

Terminations
DC - 2700 MHz



High performance load

In order to get maximum performance from our products, use the Egant high performance loads when terminating ports.

They are available with standard connectors, such as 7/16 male or female, N male or female.

Broadband, DC - 2700 MHz

The terminations are electrically and mechanically designed to be used for indoor and outdoor applications. Their broad bandwidth range makes it possible to use them in almost all types of cellular systems.

Technical Specifications for Terminations 1 W - 100W

Below are some typical data. For more detailed information, please contact us.

Electrical Specifications

Frequency band:	DC - 2700 MHz
Input return loss:	25 dB
Impedance in/out:	50 Ohm

Environmental Specifications

Temp. range (normal operation):	-55 to +125º C
Humidity:	Relative 5 - 100%
Sealing:	IP65

N(m)	**Product number:**	**Dimensions:**	**Weight:**
1 W	EG 607 0055	20 x 52 x 20 mm	0.1 Kg
5 W	EG 607 0056	24 x 38 x 24 mm	0.1 Kg
10 W	EG 607 0057	24 x 40 x 24 mm	0.1 Kg
20 W	EG 607 0058	38 x 80 x 38 mm	0.3 Kg
30 W	EG 607 0059	38 x 80 x 38 mm	0.3 Kg
50 W	EG 607 0075	140 x 70 x 40 mm	0.8 Kg
60 W	EG 607 0076	140 x 70 x 40 mm	0.8 Kg
100 W	EG 607 0077	140 x 70 x 40 mm	0.8 Kg

N(f)	**Product number:**	**Dimensions:**	**Weight:**
1 W	EG 607 0060	24 x 38 x 24 mm	0.1 Kg
5 W	EG 607 0061	24 x 38 x 24 mm	0.1 Kg
10 W	EG 607 0062	24 x 40 x 24 mm	0.1 Kg
20 W	EG 607 0063	38 x 80 x 38 mm	0.3 Kg
30 W	EG 607 0064	38 x 80 x 38 mm	0.3 Kg
50 W	EG 607 0078	140 x 70 x 40 mm	0.8 Kg
60 W	EG 607 0079	140 x 70 x 40 mm	0.8 Kg
100 W	EG 607 0080	140 x 70 x 40 mm	0.8Kg

7/16(m)	**Product number:**	**Dimensions:**	**Weight:**
1 W	EG 607 0065	33 x 40 x 33 mm	0.1 Kg
5 W	EG 607 0066	33 x 47 x 33 mm	0.2 Kg
10 W	EG 607 0067	33 x 50 x 33 mm	0.2 Kg
20 W	EG 607 0068	38 x 80 x 38 mm	0.3 Kg
30 W	EG 607 0069	38 x 80 x 38 mm	0.3 Kg
50 W	EG 607 0081	140 x 70 x 40 mm	0.8 Kg
60 W	EG 607 0082	140 x 70 x 40 mm	0.8 Kg
100 W	EG 607 0083	140 x 70 x 40 mm	0.8 Kg

7/16(f)	**Product number:**	**Dimensions:**	**Weight:**
1 W	EG 607 0070	33 x 40 x 33 mm	0.2 Kg
5 W	EG 607 0071	33 x 47 x 33 mm	0.2 Kg
10 W	EG 607 0072	33 x 50 x 33 mm	0.2 Kg
20 W	EG 607 0073	38 x 80 x 38 mm	0.3 Kg
30 W	EG 607 0074	38 x 80 x 38 mm	0.3 Kg
50 W	EG 607 0084	140 x 70 x 40 mm	0.8 Kg
60 W	EG 607 0085	140 x 70 x 40 mm	0.8 Kg
100 W	EG 607 0086	140 x 70 x 40 mm	0.8 Kg

Egant reserves the right to change this product specification at any time without notice.

Egant Cellular Components
Box 945
SE-114 79 Stockholm
Sweden
Phone:+46 (0)8 620 06 50
Fax: +46 (0)70 386 53 53
E-mail: info@egant.se
www.egant.se

Cable loads

www.egant.se

Frequency range	Description	Connector	Ordering number
Cable loads			
376-2700MHz	Cable load 2W	4.3-10.0(f)	EG 607 0190
376-2700MHz	Cable load 5W	4.3-10.0(f)	EG 607 0191
376-2700MHz	Cable load 10W	4.3-10.0(f)	EG 607 0192
376-2700MHz	Cable load 20W	4.3-10.0(f)	EG 607 0193
376-2700MHz	Cable load 30W	4.3-10.0(f)	EG 607 0194
376-2700MHz	Cable load 40W	4.3-10.0(f)	EG 607 0195
376-2700MHz	Cable load 60W	4.3-10.0(f)	EG 607 0196
376-2700MHz	Cable load 100W	4.3-10.0(f)	EG 607 0197
698-2700MHz	Cable load 2W	4.3-10.0(f)	EG 607 0182
698-2700MHz	Cable load 5W	4.3-10.0(f)	EG 607 0183
698-2700MHz	Cable load 10W	4.3-10.0(f)	EG 607 0184
698-2700MHz	Cable load 20W	4.3-10.0(f)	EG 607 0185
698-2700MHz	Cable load 30W	4.3-10.0(f)	EG 607 0186
698-2700MHz	Cable load 40W	4.3-10.0(f)	EG 607 0187
698-2700MHz	Cable load 60W	4.3-10.0(f)	EG 607 0188
698-2700MHz	Cable load 100W	4.3-10.0(f)	EG 607 0189
376-500MHz	Cable load 5W	7/16(f)	EG 607 0169
791-960MHz	Cable load 5W	7/16(f)	EG 607 0170
1710-1880MHz	Cable load 5W	7/16(f)	EG 607 0171
1920-2170MHz	Cable load 5W	7/16(f)	EG 607 0172
2500-2690MHz	Cable load 5W	7/16(f)	EG 607 0173
698-2700MHz	Cable load 20W	7/16(f)	EG 607 0035
698-2700MHz	Cable load 60W	7/16(f)	EG 100 9099
698-2700MHz	Cable load 100W	7/16(f)	EG 100 9100

Cable Load 5W
Exellent PIM performance

High performance Cable Load

In order to get maximum performance from our products, use the Egant high performance cable load with extremley low Intermodulation figures, when terminating ports.

Low Intermodulation with high VSWR

The cable loads are electrically and mechanically designed to be used for indoor applications.

Technical Specifications for Cable Load 5W

Below are some typical data. For more detailed information, please contact us.

Electrical Specifications			
Product number:	EG 607 0169	EG 607 0170	EG 607 0171
Frequency band:	376 - 500 MHz	791 - 960 MHz	1710 - 1880 MHz
Input Return Loss:	> 22dB	> 22dB	> 22dB
Power Rating: Max input power:	5 W	5 W	5 W
3rd order intermodulation: IM3, 2 x 37 dBm:	≤ -110 dBm	≤ -110 dBm	≤ -110 dBm
Impedance in/out:	50 Ohm	50 Ohm	50 Ohm
Mechanical Specifications			
Dimensions (W x H x D):	140 x 49 x 49 mm	140 x 49 x 49 mm	140 x 49 x 49 mm
Connectors:	7/16 (f)	7/16 (f)	7/16 (f)
Weight:	0.95 Kg	0.85 Kg	0.8 Kg
Environmental Specifications			
Temp. range (normal operation):	-20 to + 55º C	-20 to + 55º C	-20 to + 55º C
Sealing:	Indoor	Indoor	Indoor

Electrical Specifications		
Product number:	EG 607 0172	EG 607 0173
Frequency band:	1920 - 2170 MHz	2500 - 2690 MHz
Input Return Loss:	>22 dB	>22 dB
Power Rating: Max input power:	5 W	5 W
3rd order intermodulation: IM3, 2 x 37 dBm:	≤ -110 dBm	≤ -110 dBm
Impedance in/out:	50 Ohm	50 Ohm
Mechanical Specifications		
Dimensions (W x H x D):	140 x 49 x 49 mm	140 x 49 x 49 mm
Connectors:	7/16 (f)	7/16 (m)
Weight:	0.8 Kg	0.8 Kg
Environmental Specifications		
Temp. range (normal operation):	-20 to + 55º C	-20 to + 55º C
Sealing:	Indoor	Indoor

Egant reserves the right to change this product specification at any time without notice.

Egant AB
Box 945
SE-114 79 Stockholm
Sweden
Phone: +46 (0)8 620 06 50
E-mail: info@egant.se
www.egant.se

Cable Load 2W - 100W

Intermodulation -163dBc
376 - 2700 MHz

High performance Cable Load

In order to get maximum performance from our products, use the Egant high performance cable load with extremley low Intemodulation figures, when terminating ports.

Intermodulation, -160dBc

The cable loads are electrically and mechanically designed to be used for indoor and outdoor applications. Their broad bandwidth range makes it possible to use them in almost all types of cellular systems.

Technical Specifications for Cable Load 2W - 100W

Below are some typical data. For more detailed information, please contact us.

Electrical Specifications				
Product number:	EG 607 0190	EG 607 0191	EG 607 0192	EG 607 0193
Frequency band:	376 - 2700 MHz	376 - 2700 MHz	376 - 2700 MHz	376 - 2700 MHz
Input Return Loss:				
376-698 MHz	18 dB, typ 23dB	18 dB, typ 23dB	18 dB, typ 23dB	18 dB, typ 23dB
698 - 2700 MHz	23 dB, typ 25dB	23 dB, typ 25dB	23 dB, typ 25dB	23 dB, typ 25dB
Power Rating:				
Max input power:	2 W	5 W	10 W	20W
3rd order intermodulation:				
IM3, 2 x 43 dBm:	<-120 dBm,163dBc	<-120 dBm,163dBc	<-120 dBm,163dBc	<-120dBm,163dBc
Impedance in/out:	50 Ohm	50 Ohm	50 Ohm	50 Ohm
Mechanical Specifications				
Dimensions (W x H x D):	95 x 45 x 45 mm	95 x 50 x 50 mm	105 x 55 x 55 mm	130 x 45 x 45 mm
Connectors:	4.3-10.0(m)	4.3-10.0(m)	4.3-10.0(m)	4.3-10.0(m)
Weight:	0.3 Kg	0.4 Kg	0.5 Kg	0,6 Kg
Environmental Specifications				
Temp. range (normal operat.):	-20 to + 55º C	-20 to + 55º C	-20 to + 55º C	-20 to + 55º C
Humidity:	Relative 5 - 100%	Relative 5 - 100%	Relative 5 - 100%	Relative 5 - 100%
Sealing:	Indoor	Indoor	Indoor	Indoor
Electrical Specifications				
Product number:	EG 607 0194	EG 607 0195	EG 607 0196	EG 607 0197
Frequency band:	376- 2700 MHz	376 - 2700 MHz	376 - 2700 MHz	376 - 2700 MHz
Input Return Loss:				
376-698 MHz	18 dB, typ 23dB	18 dB, typ 23dB	18 dB, typ 23dB	18 dB, typ 23dB
698 - 2700 MHz	23 dB, typ 25dB	23 dB, typ 25dB	23 dB, typ 25dB	23 dB, typ 25dB
Power Rating:				
Max input power:	30 W	40 W	60 W	100 W
3rd order intermodulation:				
IM3, 2 x 43 dBm:	<-120 dBm,163dBc	<-120 dBm,163dBc	<-120 dBm,163dBc	<-120dBm,163dBc
Impedance in/out:	50 Ohm	50 Ohm	50 Ohm	50 Ohm
Mechanical Specifications				
Dimensions (W x H x D):	180 x 45 x 45 mm	180 x 55 x 55 mm	180 x 55 x 55 mm	180 x 99 x 99 mm
Connectors:	4.3-10.0(m)	4.3-10.0(f)	4.3-10.0(f)	4.3-10.0(f)
Weight:	0.7 Kg	1.5 Kg	2.2 Kg	3.8 Kg
Environmental Specifications				
Temp. range (normal operat.):	-20 to + 55º C	-20 to + 55º C	-20 to + 55º C	-20 to + 55º C
Humidity:	Relative 5 - 100%	Relative 5 - 100%	Relative 5 - 100%	Relative 5 - 100%
Sealing:	Indoor	Indoor	Indoor	Indoor

Egant AB
Box 945
SE-114 79 Stockholm
Sweden
Phone: +46 (0)8 620 06 50
E-mail: info@egant.se
www.egant.se

Egant reserves the right to change this product specification at any time without notice.

Cable Load 2W - 100W

Intermodulation -160dBc

698 - 2700 MHz, 4.3-10.0

High performance Cable Load

In order to get maximum performance from our products, use the Egant high performance cable load with extremley low Intemodulation figures, when terminating ports.

Intermodulation, -160dBc

The cable loads are electrically and mechanically designed to be used for indoor and outdoor applications. Their broad bandwidth range makes it possible to use them in almost all types of cellular systems.

Technical Specifications for Cable Load 2W - 100W

Below are some typical data. For more detailed information, please contact us.

Electrical Specifications				
Product number:	EG 607 0182	EG 607 0183	EG 607 0184	EG 607 0185
Frequency band:	698 - 2700 MHz	698 - 2700 MHz	698 - 2700 MHz	698 - 2700 MHz
Input Return Loss:	23 dB, typ 25dB	23 dB, typ 25dB	23 dB, typ 25dB	23dB, typ 25dB
Power Rating: Max input power:	2 W	5 W	10 W	20W
3rd order intermodulation: IM3, 2 x 43 dBm:	<-120 dBm,163dBc	<-120 dBm,163dBc	<-120 dBm,163dBc	<-120dBm,163dBc
Impedance in/out:	50 Ohm	50 Ohm	50 Ohm	50 Ohm
Mechanical Specifications				
Dimensions (W x H x D):	95 x 45 x 45 mm	95 x 50 x 50 mm	105 x 55 x 55 mm	130 x 45 x 45 mm
Connectors:	4.3-10.0 (m)	4.3-10.0 (m)	4.3-10.0 (m)	4.3-10.0 (m)
Weight:	0.3 Kg	0.4 Kg	0.5 Kg	0,6 Kg
Environmental Specifications				
Temp. range (normal operat.):	-20 to + 55º C	-20 to + 55º C	-20 to + 55º C	-20 to + 55º C
Humidity:	Relative 5 - 100%	Relative 5 - 100%	Relative 5 - 100%	Relative 5 - 100%
Sealing:	Indoor	Indoor	Indoor	Indoor
Electrical Specifications				
Product number:	EG 607 0186	EG 607 0187	EG 607 0188	EG 607 0189
Frequency band:	698 - 2700 MHz	698 - 2700 MHz	698 - 2700 MHz	698 - 2700 MHz
Input Return Loss:	23 dB, typ 25dB	23 dB, typ 25dB	23 dB, typ 25dB	23 dB, typ 25dB
Power Rating: Max input power:	30 W	40 W	60 W	100 W
3rd order intermodulation: IM3, 2 x 43 dBm:	<-120 dBm,163dBc	<-120 dBm,163dBc	<-120 dBm,163dBc	<-120dBm,163dBc
Impedance in/out:	50 Ohm	50 Ohm	50 Ohm	50 Ohm
Mechanical Specifications				
Dimensions (W x H x D):	180 x 45 x 45 mm	180 x 55 x 55 mm	180 x 55 x 55 mm	180 x 99 x 99 mm
Connectors:	4.3-10.0 (m)	4.3-10.0 (f)	4.3-10.0 (f)	4.3-10.0 (f)
Weight:	0.7 Kg	1.5 Kg	2.2 Kg	3.8 Kg
Environmental Specifications				
Temp. range (normal operat.):	-20 to + 55º C	-20 to + 55º C	-20 to + 55º C	-20 to + 55º C
Humidity:	Relative 5 - 100%	Relative 5 - 100%	Relative 5 - 100%	Relative 5 - 100%
Sealing:	Indoor	Indoor	Indoor	Indoor

Egant reserves the right to change this product specification at any time without notice.

Egant AB
Box 945
SE-114 79 Stockholm
Sweden
Phone: +46 (0)8 620 06 50
E-mail: info@egant.se
www.egant.se

Cable Load 20W - 100W

Intermodulation -160dBc
698 - 2700 MHz

High performance Cable Load

In order to get maximum performance from our products, use the Egant high performance cable load with extremley low Intemodulation figures, when terminating ports.

Intermodulation, -160dBc

The cable loads are electrically and mechanically designed to be used for indoor and outdoor applications. Their broad bandwidth range makes it possible to use them in almost all types of cellular systems.

Technical Specifications for Cable Load 20W - 100W

Below are some typical data. For more detailed information, please contact us.

Electrical Specifications			
Product number:	EG 607 0035	EG 100 9099	EG 100 9100
Frequency band:	698 - 2700 MHz	698 - 2700 MHz	698 - 2700 MHz
Input Return Loss:	23 dB, typ 25dB	23 dB, typ 25dB	23 dB, typ 25dB
Power Rating:			
Max input power:	20 W	60 W	100 W
3rd order intermodulation:			
IM3, 2 x 43 dBm:	<-117 dBm, -160dBc	<-117 dBm, -160dBc	<-117 dBm, -160dBc
Impedance in/out:	50 Ohm	50 Ohm	50 Ohm
Mechanical Specifications			
Dimensions (W x H x D):	145 x 50 x 50 mm	145 x 65 x 65 mm	175 x 65 x 65 mm
Connectors:	7/16 (f)	7/16 (f)	7/16 (f)
Weight:	0.8 Kg	1.2 Kg	1.9 Kg
Environmental Specifications			
Temp. range (normal operation):	-40 to + 55º C	-40 to + 55º C	-40 to + 55º C
Humidity:	Relative 5 - 100%	Relative 5 - 100%	Relative 5 - 100%
Sealing:	Indoor	Indoor	Indoor

Egant reserves the right to change this product specification at any time without notice.

Egant AB
Box 945
SE-114 79 Stockholm
Sweden
Phone: +46 (0)8 620 06 50
E-mail: info@egant.se
www.egant.se